

# Nonprofits in the Triangle

Triangle Region, NC | 2019



[www.trianglecf.org](http://www.trianglecf.org)

# Our Region's Nonprofits

---

Nonprofit organizations provide essential services across our Triangle region that make our community a better place to live every day. They feed our children, clean our streams, provide cultural activities, educate our growing population, and so much more. These nonprofits are the backbone of our communities and are leading the way toward a more equitable community where everyone can thrive. Many nonprofits work towards this vision in the face of growing demand for more services with limited resources.

## About This Research

The Foundation is committed to understanding our region, and the nonprofit sector that supports it. Drawing from previous research by the NC Center for Nonprofits and with help from South by North Strategies, Ltd, we have commissioned baseline data to help us understand the nonprofit landscape in Chatham, Durham, Orange, and Wake counties. This data was compiled from the IRS's Master Business File dataset. We will use this data to better understand trends in our region and the nonprofit sector, and inspire dialogue and action with members of our community.

## How Many Nonprofits Serve Our Community?

In 2016, the Triangle boasted 8,806 registered, 501(c) tax-exempt nonprofit organizations. Of these, 6,315 were registered 501(c)3 public charities excluding private foundations, and only 1,803 of these organizations were required to file Form 990 and 990-EZ that showed both positive organizational revenue and assets. This document will focus explicitly on those 1,803 organizations.

**8,806**

Registered 501(c) tax-exempt organizations

**6,721**

Registered 501(c)3 public charities and private foundations


**6,315**

Registered 501(c)3 public charities

**1,803**

Registered 501(c)3 active filers with assets and revenue

## Where are the Triangle's nonprofits?



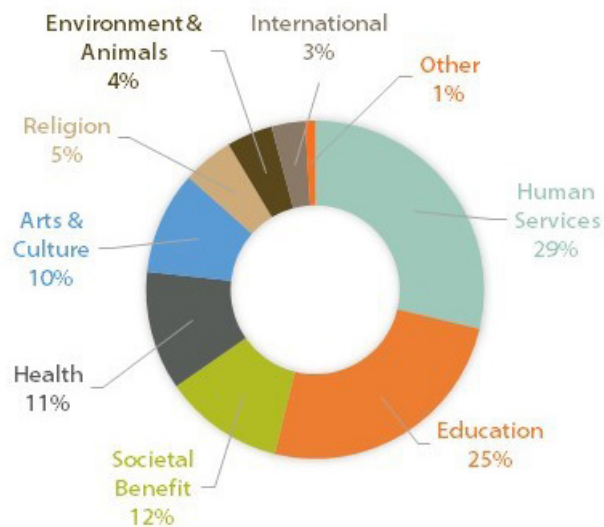
## Highlights

---

- The geographic distribution of nonprofits broadly mirrors that of population with Wake County having the most organizations (1,136), followed by Durham (399), Orange (209), and Chatham (59) counties.
- Orange County had the most nonprofit organizations in relation to population size with 1.5 per 1,000 residents, followed by Durham (1.3), Wake (1.1), and Chatham (0.8) counties.

## What Community Needs are Triangle Nonprofits Addressing?

This chart details the missions our nonprofits are pursuing.



### Highlights

Top Five Community Needs Addressed:

1. Human Services
  2. Education
  3. Societal Benefit
  4. Health
  5. Arts & Culture
- 54% of Triangle nonprofits have missions related to human services or education.
  - Human Services is the largest pursued mission in the region, accounting for 29 of every 100 nonprofits.

## Community Needs by County

This chart shows the breakdown of by nonprofit mission and county.

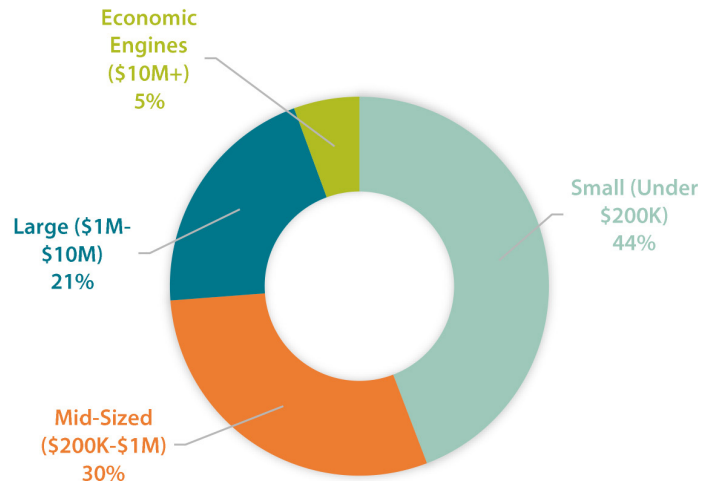
	Chatham	Durham	Orange	Wake
Human Services	21	121	49	327
Education	15	84	64	290
Societal Benefit	8	65	20	114
Health	5	46	22	132
Arts & Culture	4	33	36	105
Religion	2	14	5	67
Environ. & Animals	3	21	5	50
Int'l	1	11	6	40
Other	0	4	2	11
<b>Total</b>	<b>59</b>	<b>399</b>	<b>209</b>	<b>1.1k</b>

### Highlights

- Orange County has the largest concentration of nonprofits focusing on education and arts.
- Environment and Animals, Religion, and International were the least pursued missions across all four counties.
- Of every 100 active nonprofit organizations, 29 have missions related to human services, 25 missions related to education, 12 missions related to public and societal benefits, and 11 missions related primarily to health care and medicine.

## How Large are the Annual Budgets of Triangle Nonprofits?

This chart details the percentage of nonprofits in each revenue category.



### Highlights

- Most nonprofits organizations are small organizations with budgets under \$200k. These organizations tend to have few, if any, professional staff and rely heavily on volunteers.
- Mid-sized organizations account for 30% of the Triangle's active nonprofits. These agencies enjoy more financial stability than small organizations and rely more on professional staff.
- Large organizations (21%) are financially stable with sophisticated organizational structures that offer services on a greater scale.
- Economic engines tend to be large private universities and health care systems like Duke University, Duke Health Care, and WakeMed.

## How Large are Triangle Nonprofits Annual Budgets by Mission?

This table shows the breakdown of nonprofit missions by revenue category.

Mission	Small	Mid-Sized	Large	Economic Engine
Human Services	201	184	111	22
Education	231	85	98	39
Societal Benefit	79	67	48	13
Health	69	59	56	21
Arts & Culture	104	48	24	2
Religion	49	31	7	1
Environ. & Animals	31	33	15	0
Int'l	25	21	9	3
Other	8	6	3	0
<b>Total</b>	<b>797</b>	<b>534</b>	<b>371</b>	<b>101</b>

### Highlights

- Education and Human Services organizations account for 54% of all small organizations.
- Education, Health-related, and Human Services organizations account for 81 of every 100 economic engine organizations.